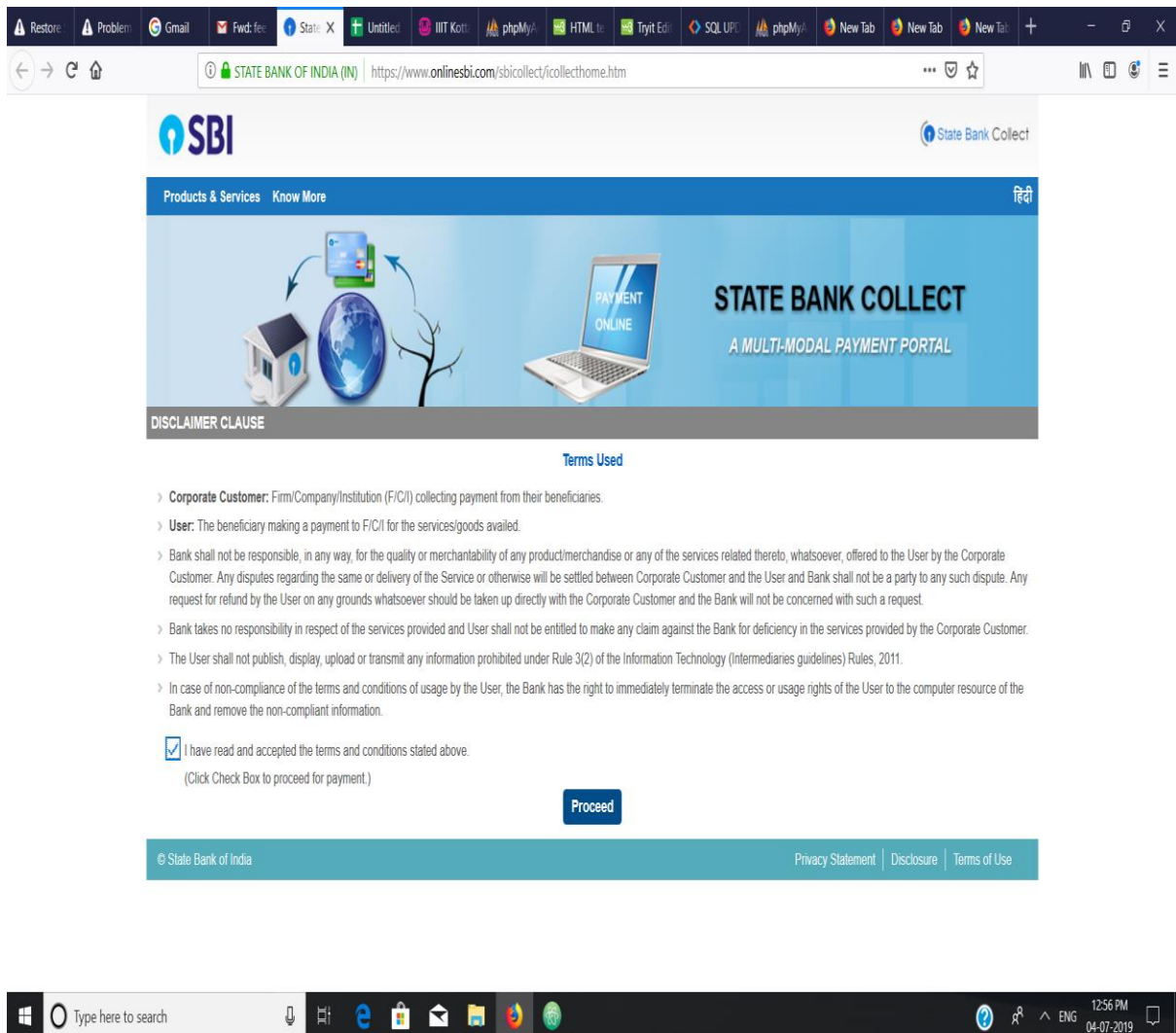


# BASIC INSTRUCTIONS

Steps for paying online application fee is given below.

## **STEP 1 : Proceed**



Restore Problem Gmail Fwd: fec State: X Untitled IIT Kott phpMy: HTML: Trjyt Edit SQL UP: phpMy: New Tab New Tab New Tab + - ☰ X

STATE BANK OF INDIA (IN) | https://www.onlinesbi.com/sbicollect/collecthome.htm

SBI State Bank Collect

Products & Services Know More हिंदी

STATE BANK COLLECT  
A MULTI-MODAL PAYMENT PORTAL

DISCLAIMER CLAUSE

Terms Used

- > **Corporate Customer:** Firm/Company/Institution (F/C/I) collecting payment from their beneficiaries.
- > **User:** The beneficiary making a payment to F/C/I for the services/goods availed.
- > Bank shall not be responsible, in any way, for the quality or merchantability of any product/merchandise or any of the services related thereto, whatsoever, offered to the User by the Corporate Customer. Any disputes regarding the same or delivery of the Service or otherwise will be settled between Corporate Customer and the User and Bank shall not be a party to any such dispute. Any request for refund by the User on any grounds whatsoever should be taken up directly with the Corporate Customer and the Bank will not be concerned with such a request.
- > Bank takes no responsibility in respect of the services provided and User shall not be entitled to make any claim against the Bank for deficiency in the services provided by the Corporate Customer.
- > The User shall not publish, display, upload or transmit any information prohibited under Rule 3(2) of the Information Technology (Intermediaries guidelines) Rules, 2011.
- > In case of non-compliance of the terms and conditions of usage by the User, the Bank has the right to immediately terminate the access or usage rights of the User to the computer resource of the Bank and remove the non-compliant information.

I have read and accepted the terms and conditions stated above.  
(Click Check Box to proceed for payment.)

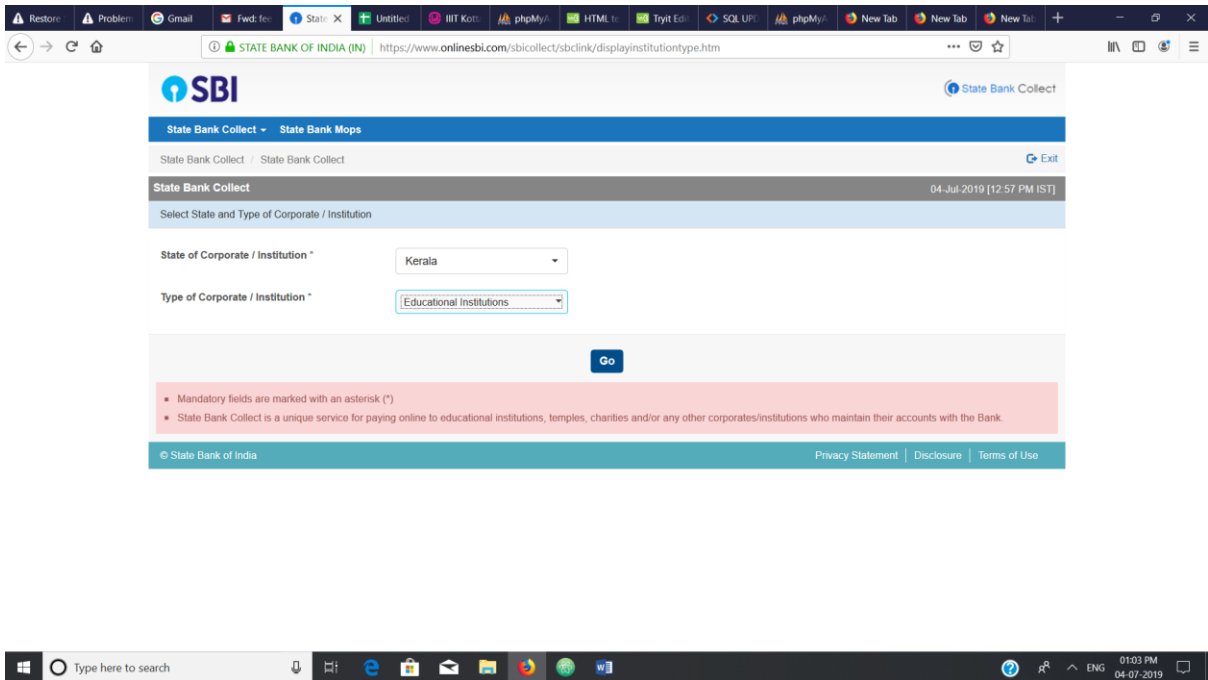
Proceed

© State Bank of India Privacy Statement Disclosure Terms of Use

Type here to search 12:56 PM 04-07-2019

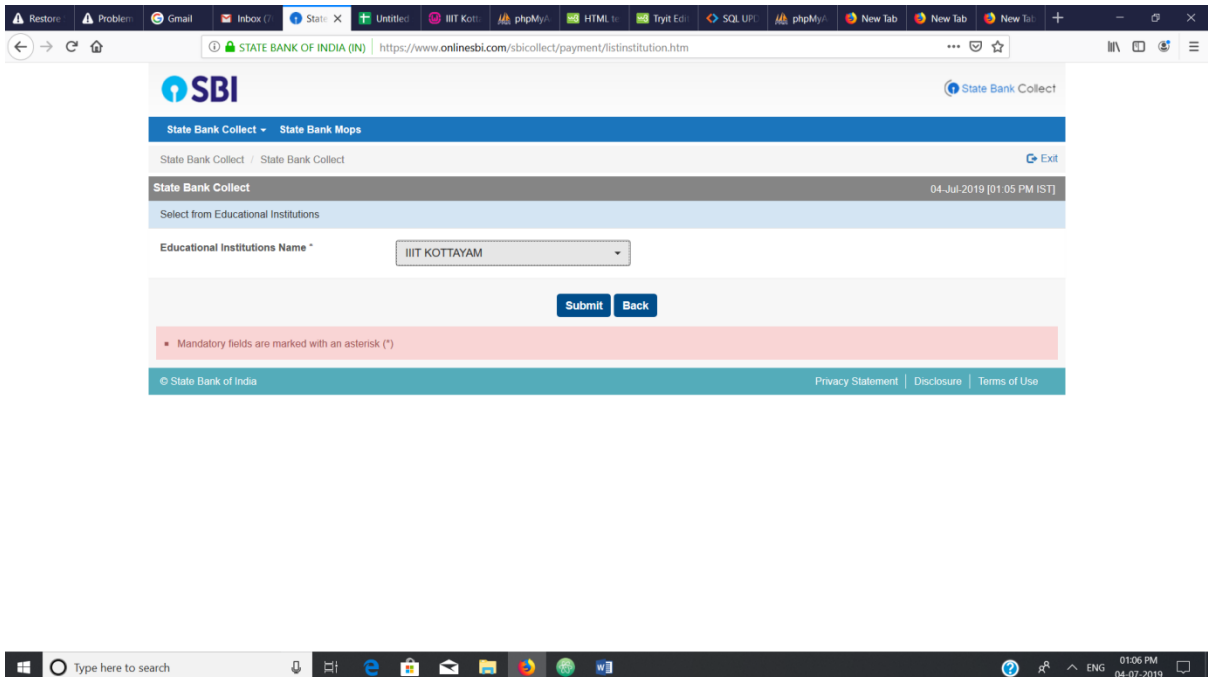
**STEP 2 :Select STATE as KERALA & Type of Institution as Educational Institution then GO**





**STEP 3: SELECT IIIT KOTTAYAM then submit**

Select category as Application Fess then GO 



Step 4: Select payment category as Application fee for M.Tech Working Professionals.

The screenshot shows the State Bank Collect interface for IIIT Kottayam. The header includes the SBI logo and 'State Bank Collect'. The page title is 'State Bank Collect - State Bank Mops'. The user is logged in as 'State Bank Collect / State Bank Collect' on 21-Jun-2021 at 11:50 AM IST. The institution details for IIIT Kottayam are displayed. The 'Provide details of payment' section shows the 'Select Payment Category' dropdown menu open, with the selected option being 'APPLICATION FEE FOR M.TECH WORKING PROFESSIONALS'. Other options include 'Fee for Document Verification' and 'Miscellaneous Receipts'. A footer contains '© State Bank of India', 'Privacy Statement', 'Disclosure', and 'Terms of Use'.

STEP 5 : Fill all the details and submit



The screenshot shows the State Bank Collect interface for IIIT Kottayam, now with the 'Provide details of payment' form filled out. The 'Select Payment Category' dropdown is set to 'APPLICATION FEE FOR M.TECH WORKING PROFESSIONALS'. The form fields include: 'NAME OF THE STUDENT', 'DATE OF BIRTH', 'GENDER', 'EMAIL ID', 'MOB NUMBER', and 'APPLICATION FEES'. A 'Remarks' field is also present. Below the form, there is a section for 'Please enter your Name, Date of Birth (For Personal Banking) / Incorporation (For Corporate Banking) & Mobile Number. This is required to reprint your e-receipt / remittance(PAP) form, if the need arises.' This section includes fields for 'Name', 'Date Of Birth / Incorporation', 'Mobile Number', and 'Email Id'. A CAPTCHA field is also present with the text '84FDB'. At the bottom, there are 'Submit', 'Reset', and 'Back' buttons. A footer contains '© State Bank of India', 'Privacy Statement', 'Disclosure', and 'Terms of Use'.

Kindly note down the DU number and enter the same at the application portal.